

MICHIGAN STATE

UNIVERSITY

Alpha Presentation

The Playbill Builder

The Capstone Experience

Team Ludus

Yufan Ai

Joe Davis

Swetha Jagannathan

Alayna Johnson

Courtney Thang

Department of Computer Science and Engineering

Michigan State University

Spring 2024



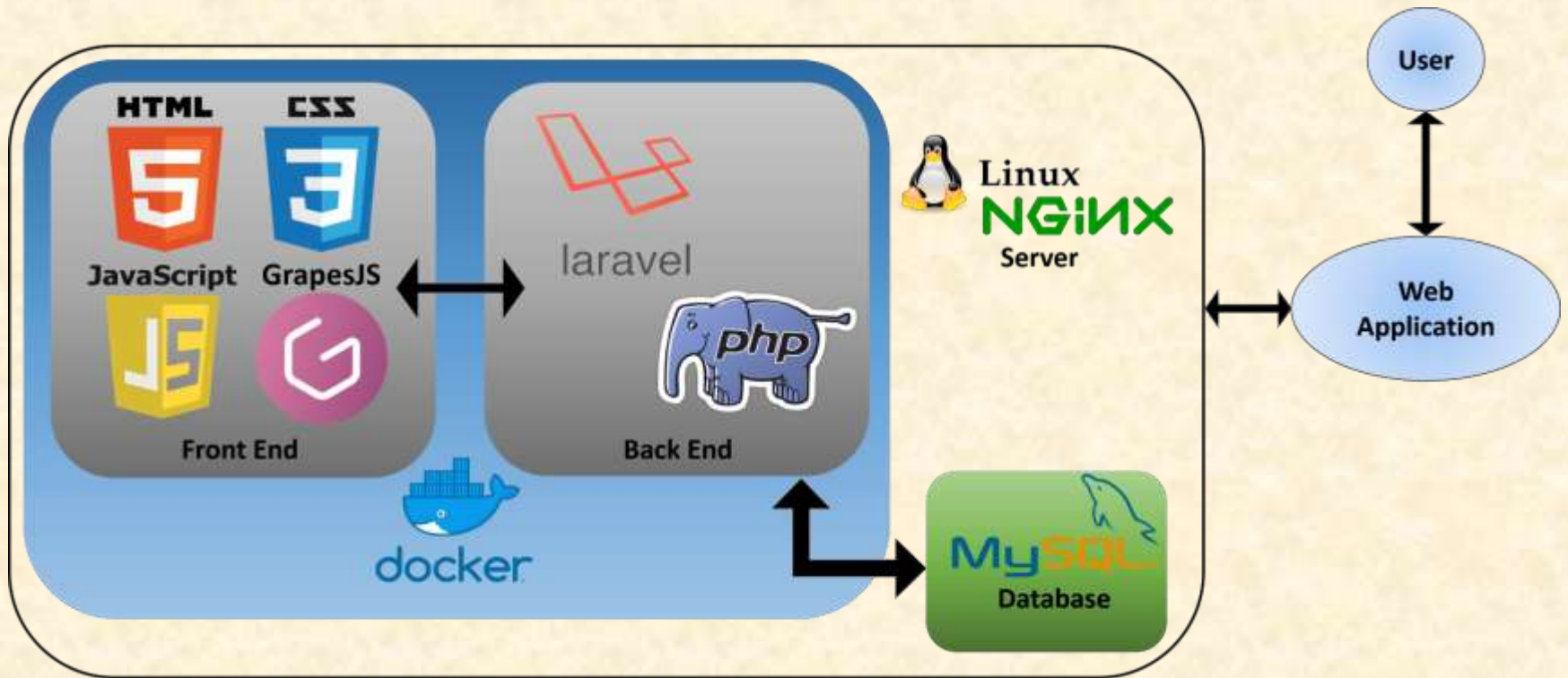
*From Students...
...to Professionals*

Project Overview

- Software-as-a-Service (SaaS) company providing services to performing arts organizations
- The Playbill Builder
 - Provides an all-in-one tool to build and distribute playbills digitally
 - Organizations are transitioning more into the digital space
 - Reduces the cost of developing and printing paper playbills



System Architecture




Dashboard

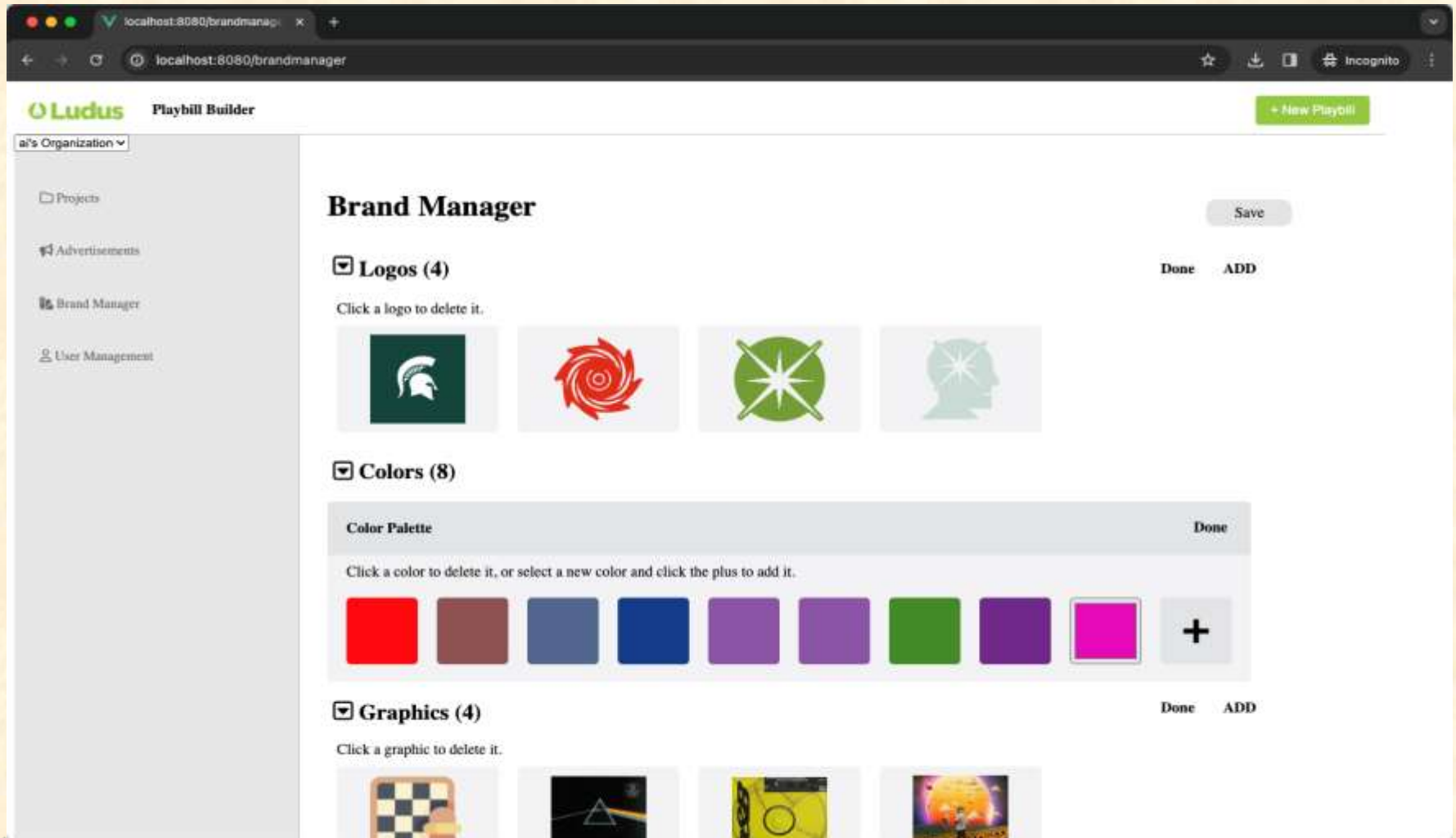
The screenshot shows a web browser window at localhost:8080/projects displaying the Ludus Playbill Builder interface. The browser's address bar shows the URL. The application header includes the Ludus logo, the text 'Playbill Builder', and a '+ New Playbill' button. A sidebar on the left lists navigation options: 'a7s Organization', 'Projects', 'Advertisements', 'Brand Manager', and 'User Management'. The main content area features a 'Recent Files' section with a search bar labeled 'Search Files'. Below this, there are two preview cards: 'Cast List Preview' and 'Hello World Component!'. A modal window titled 'New Playbill - Select Style' is open, containing a form with the label 'Add a name for your Playbill:', a text input field with the placeholder 'Project name', and a green 'Create Project' button. In the background, a preview of a playbill for 'PINK FLOYD THE DARK SIDE OF THE MOON' is visible. At the bottom of the dashboard, there are two more preview cards: 'Cast Member Preview' and 'GO GREEN!!!GO WHITE!!!'.



Builder



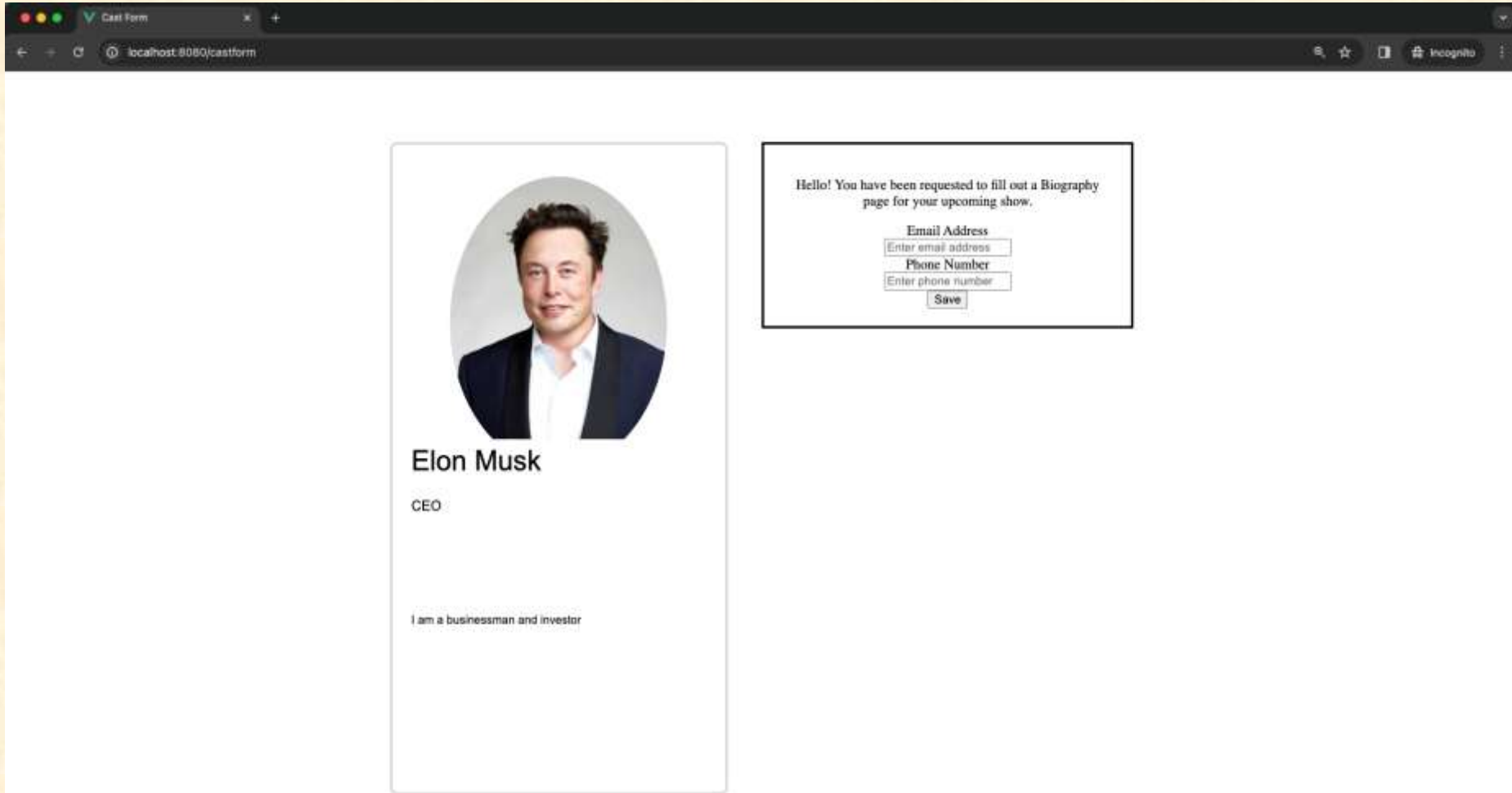
Brand Manager



Brand Manager



Cast Form

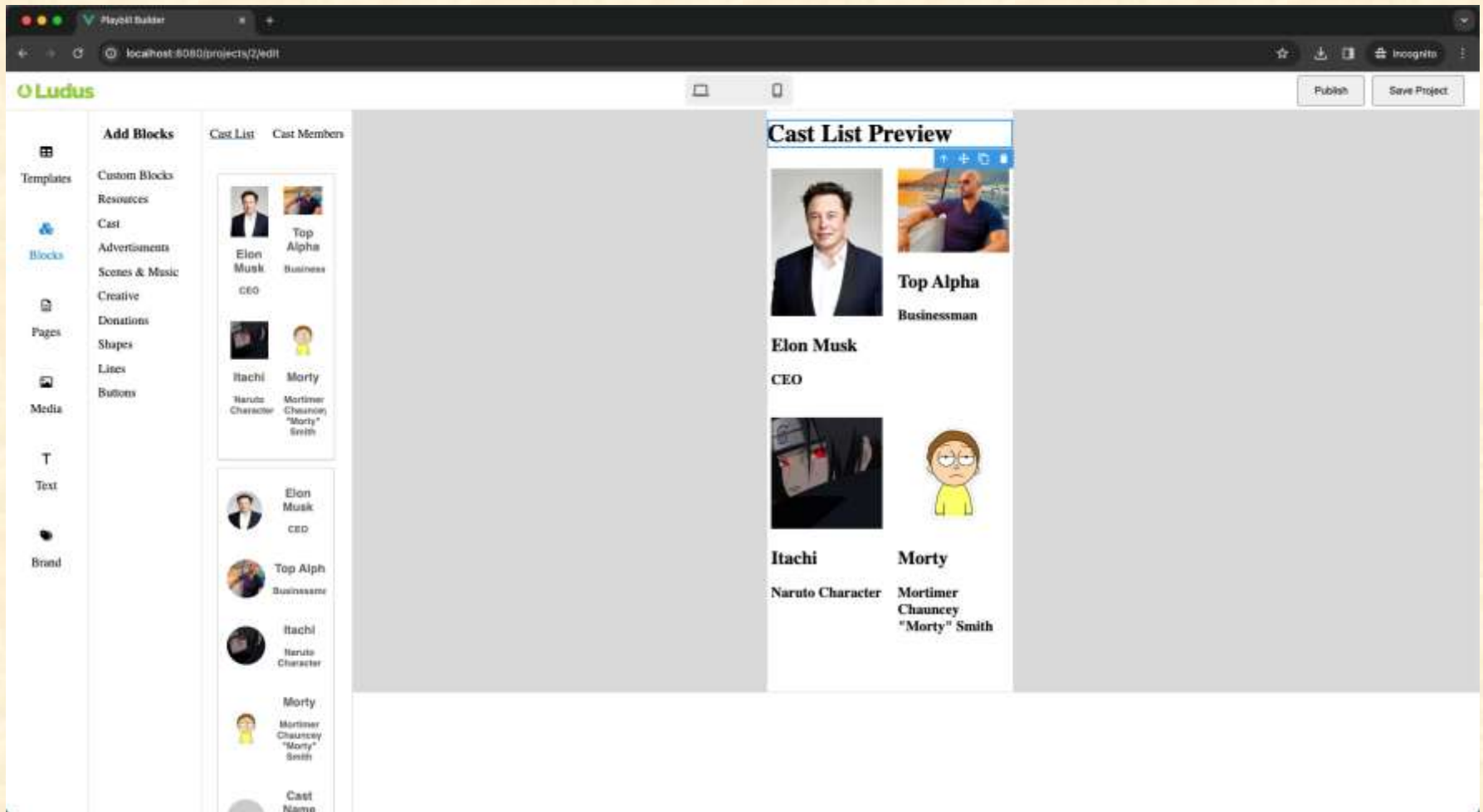


The screenshot shows a web browser window with the title 'Cast Form' and the URL 'localhost:8080/castform'. The page content is divided into two main sections:

- Profile Card:** A vertical white box containing an oval portrait of Elon Musk. Below the portrait, the name 'Elon Musk' is displayed in a large, bold font, followed by 'CEO' in a smaller font. At the bottom of the card, the text 'I am a businessman and investor' is visible.
- Form:** A separate white box with a black border containing the following text and input fields:
 - Text: 'Hello! You have been requested to fill out a Biography page for your upcoming show.'
 - Section: 'Email Address' with an input field containing the placeholder text 'Enter email address'.
 - Section: 'Phone Number' with an input field containing the placeholder text 'Enter phone number'.
 - Button: A 'Save' button located below the phone number input field.



Cast List



Cast Member

The screenshot shows the Ludus website builder interface in a browser window. The address bar displays 'localhost:9080/projects/2/edit'. The interface includes a left sidebar with navigation options: Templates, Blocks, Pages, Media, Text, and Brand. The main workspace is divided into a 'Cast List' panel on the left and a 'Cast Member Preview' panel on the right. The 'Cast List' panel contains a '+ Add Cast Member' button and three cast member cards: 'Elon Musk' (CEO), 'Top Alpha' (Businessman), and 'Itachi'. The 'Cast Member Preview' panel shows a large portrait of Elon Musk with the text 'Elon Musk CEO I am a businessman and investor.' Below it is a smaller portrait of Top Alpha with the text 'Top Alpha Businessman I am a social media personality, businessman, and former professional footballer.'



What's left to do?

- Deploy on Ludus server
- Printable editor
- Project sharing
- QR code generation and Playbill unpublishing
- Backend designer for Ludus
- Remaining toolbar blocks
- Ability to add pages to Playbill



Questions?

?

?

?

?

?

?

?

?

?

