

MICHIGAN STATE

U N I V E R S I T Y

Alpha Presentation

GameChang3rs Learning Management System

The Capstone Experience

Team Michael Sadler Foundation

Ahmad Bazzi

Sam Liao

Cody Mohr

Hannah Wood



*From Students...
...to Professionals*

Department of Computer Science and Engineering
Michigan State University

Fall 2019

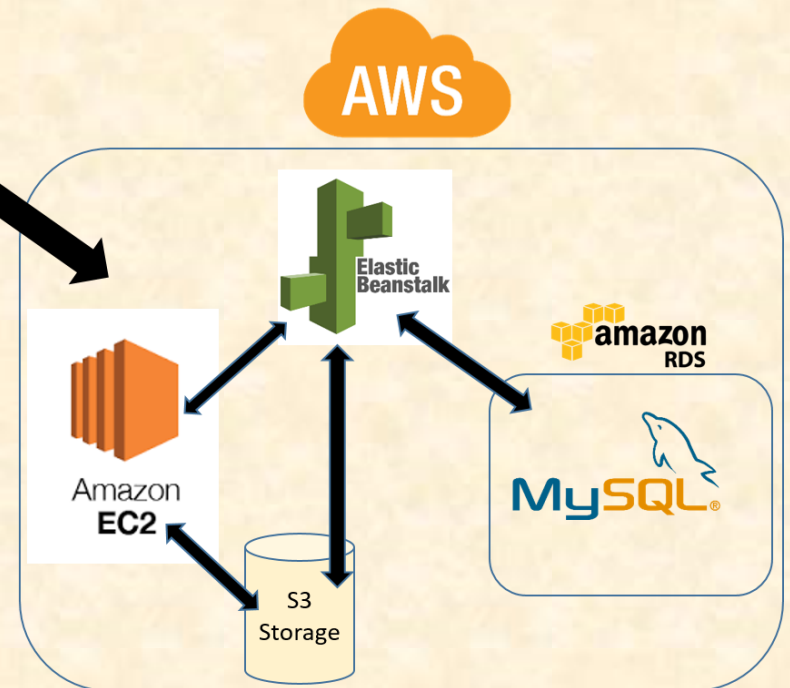
Project Overview

- Centralized website for GameChang3rs LMS
- Ease of use and expansion
- All data in one secure place
- Foundation adds content/users, enrolls high school ambassadors
- Sponsors and admins view data
- Elementary students complete quizzes
- Ability to view Google Apps in the system

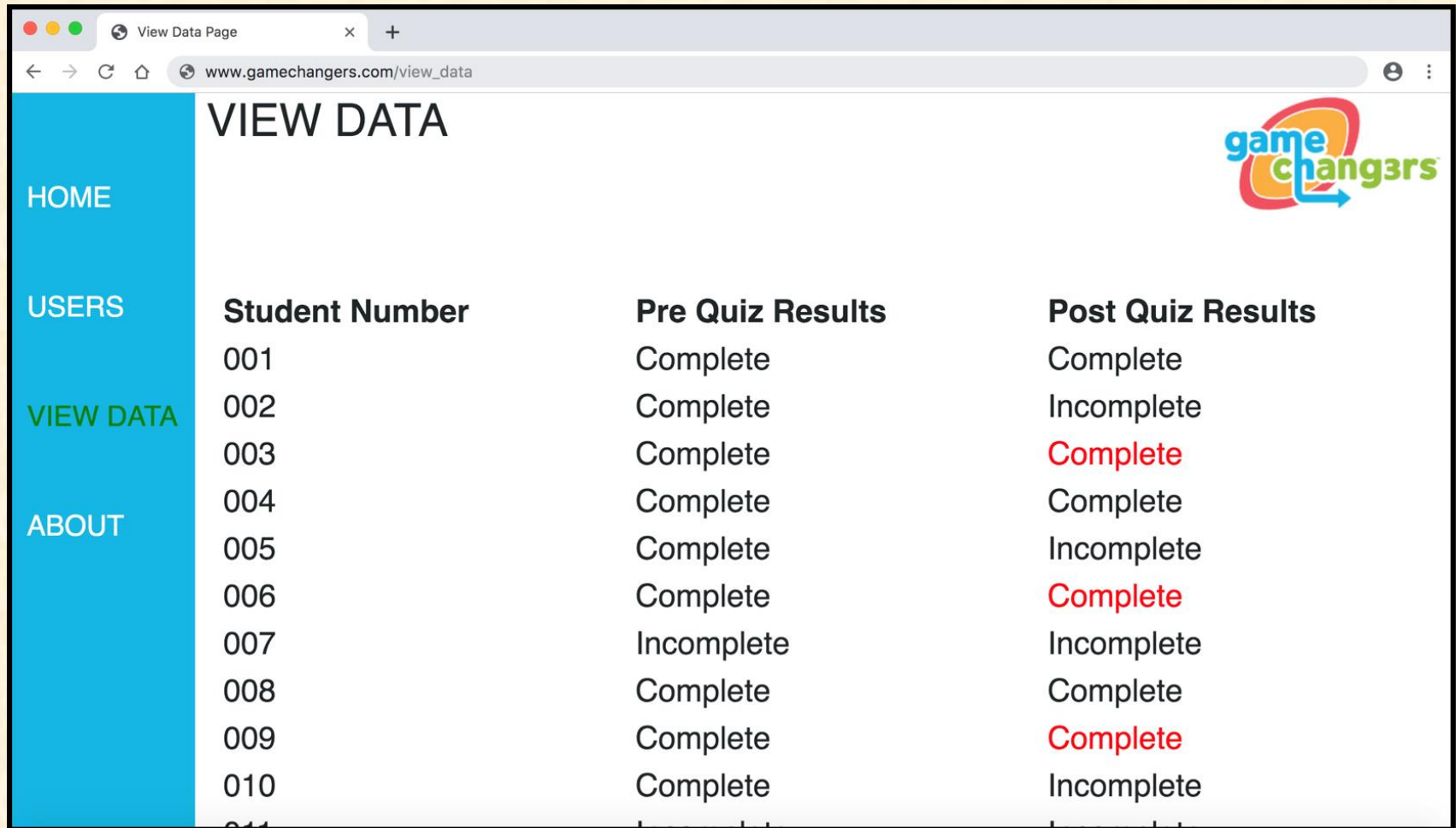


System Architecture


END USER



View Data Page



VIEW DATA



Student Number	Pre Quiz Results	Post Quiz Results
001	Complete	Complete
002	Complete	Incomplete
003	Complete	Complete
004	Complete	Complete
005	Complete	Incomplete
006	Complete	Complete
007	Incomplete	Incomplete
008	Complete	Complete
009	Complete	Complete
010	Complete	Incomplete




Lesson Presentation

lesson_one

www.gamechangers.com/programs/2nd_grade/lesson_one_presentation

Lesson One: Presentation

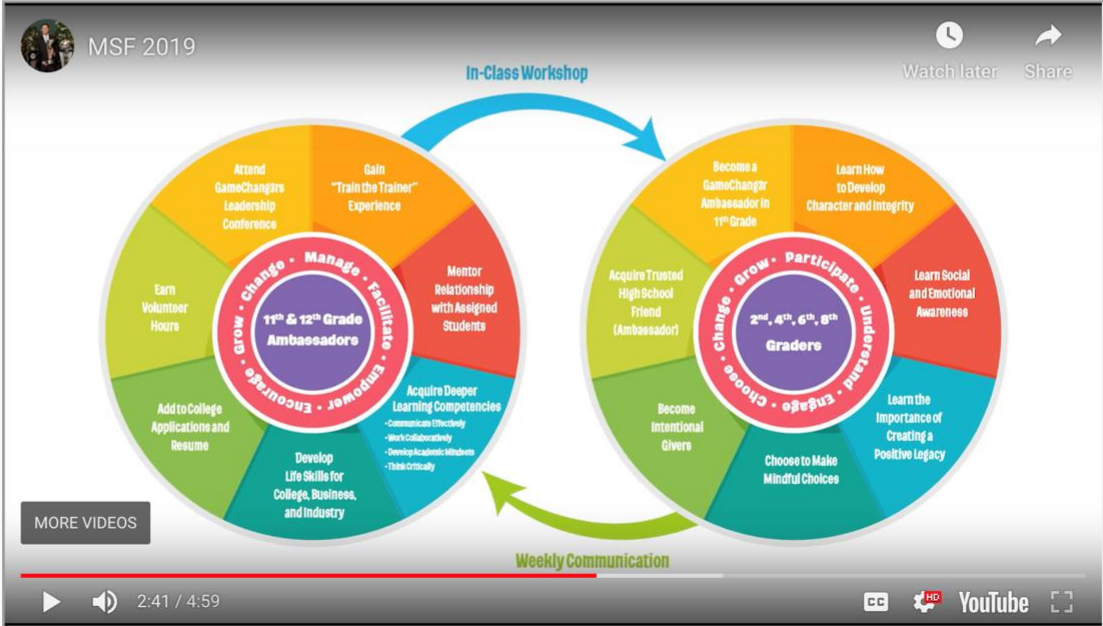


HOME
USERS
VIEW DATA
ABOUT

MSF 2019

In-Class Workshop

Watch later Share



MORE VIDEOS

2:41 / 4:59

CC HD YouTube

Logout

Delete



Program Management

The screenshot shows a web browser window with the URL www.gamechangers.com/programs. The page is titled "ADMINISTRATOR" and features a blue sidebar with navigation links: "CREATE PROGRAM", "ADD USER", "DELETE USER", and "VIEW DATA". The main content area displays the user's email "Hello hejase@hotmail.com" and a "List of Programs" section. A search bar is present with the text "Search For Programs:" and a "Search" button. Below the search bar, the text "Searching All Programs" is displayed. Three program entries are listed: "Program 2nd Grade", "Program 6th Grade", and "Program 8th Grade". Each entry has four buttons: "Access Program", "Edit Users", "Edit Assignments", and "Delete Program". The "game changers" logo is in the top right corner, and a "Log Out" button is in the bottom right corner.

ADMINISTRATOR

game changers

Hello hejase@hotmail.com

List of Programs

Search For Programs: Search

Searching All Programs

Program 2nd Grade

Access Program Edit Users Edit Assignments Delete Program

Program 6th Grade

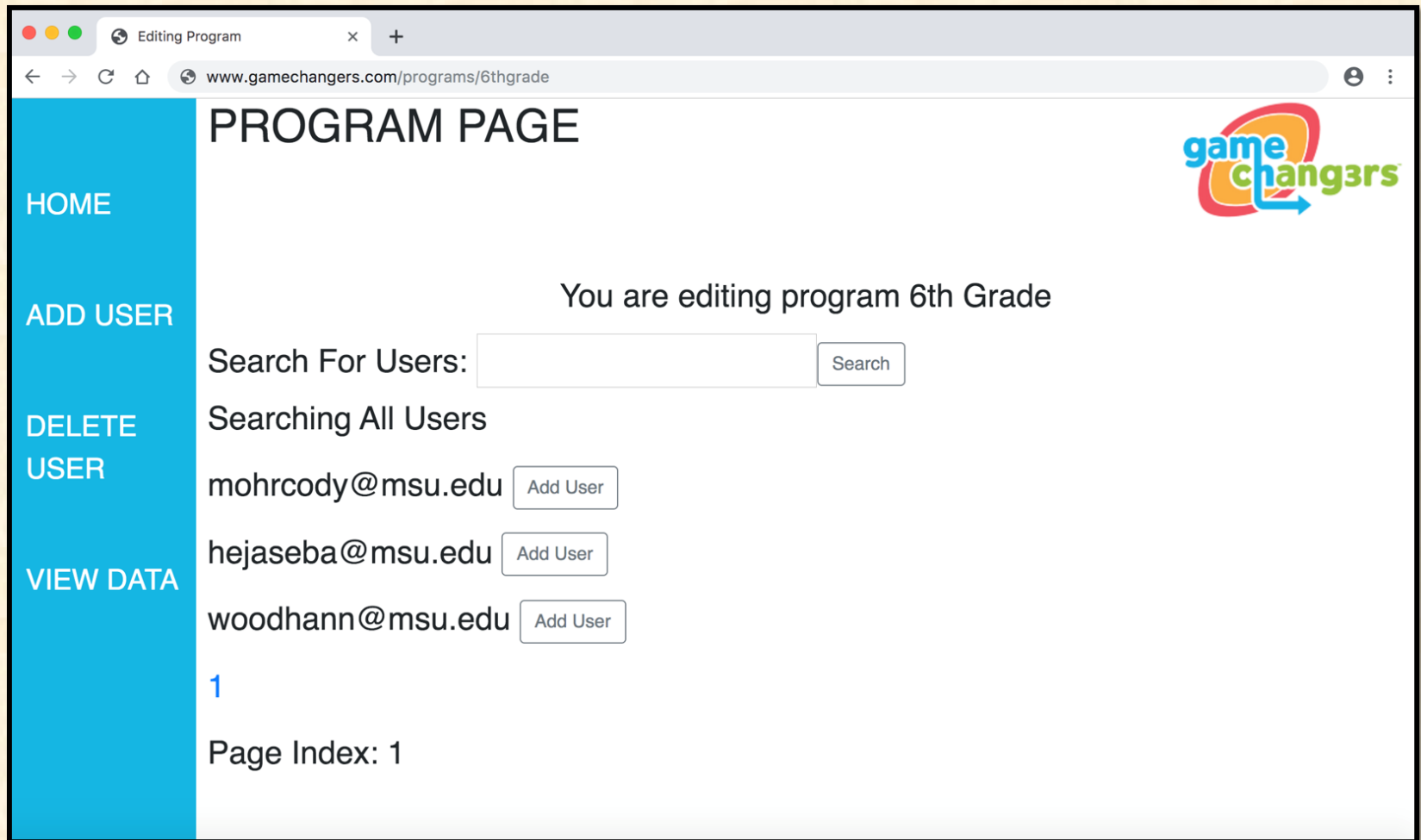
Access Program Edit Users Edit Assignments Delete Program

Program 8th Grade

Log Out



User Management



The screenshot shows a web browser window with the address bar displaying "www.gamechangers.com/programs/6thgrade". The page title is "PROGRAM PAGE". On the left, there is a blue sidebar with navigation links: "HOME", "ADD USER", "DELETE USER", and "VIEW DATA". The main content area displays the "game changers" logo in the top right. Below the logo, it says "You are editing program 6th Grade". There is a search bar labeled "Search For Users:" with a "Search" button. Below the search bar, it says "Searching All Users". There are three user entries, each with an email address and an "Add User" button: "mohrcody@msu.edu", "hejaseba@msu.edu", and "woodhann@msu.edu". At the bottom, there is a "1" and "Page Index: 1".



What's left to do?

- Properly pull and display data
- Fully integrate CSV functionality
- Polish front-end UX
- Fully integrate website on AWS
- Extensive real-world testing/debugging



Questions?

?

?

?

?

?

?

?

?

?

