

**MICHIGAN STATE**  

---

**U N I V E R S I T Y**

**Beta Presentation**  
**Teacher's Virtual Toolbelt**  
**The Capstone Experience**

**Team TechSmith**

Ryan Cornillie

Alex Crimin

Zeke Zandbergen

Yang He

Department of Computer Science and Engineering

Michigan State University

Spring 2017



*From Students...*  
*...to Professionals*

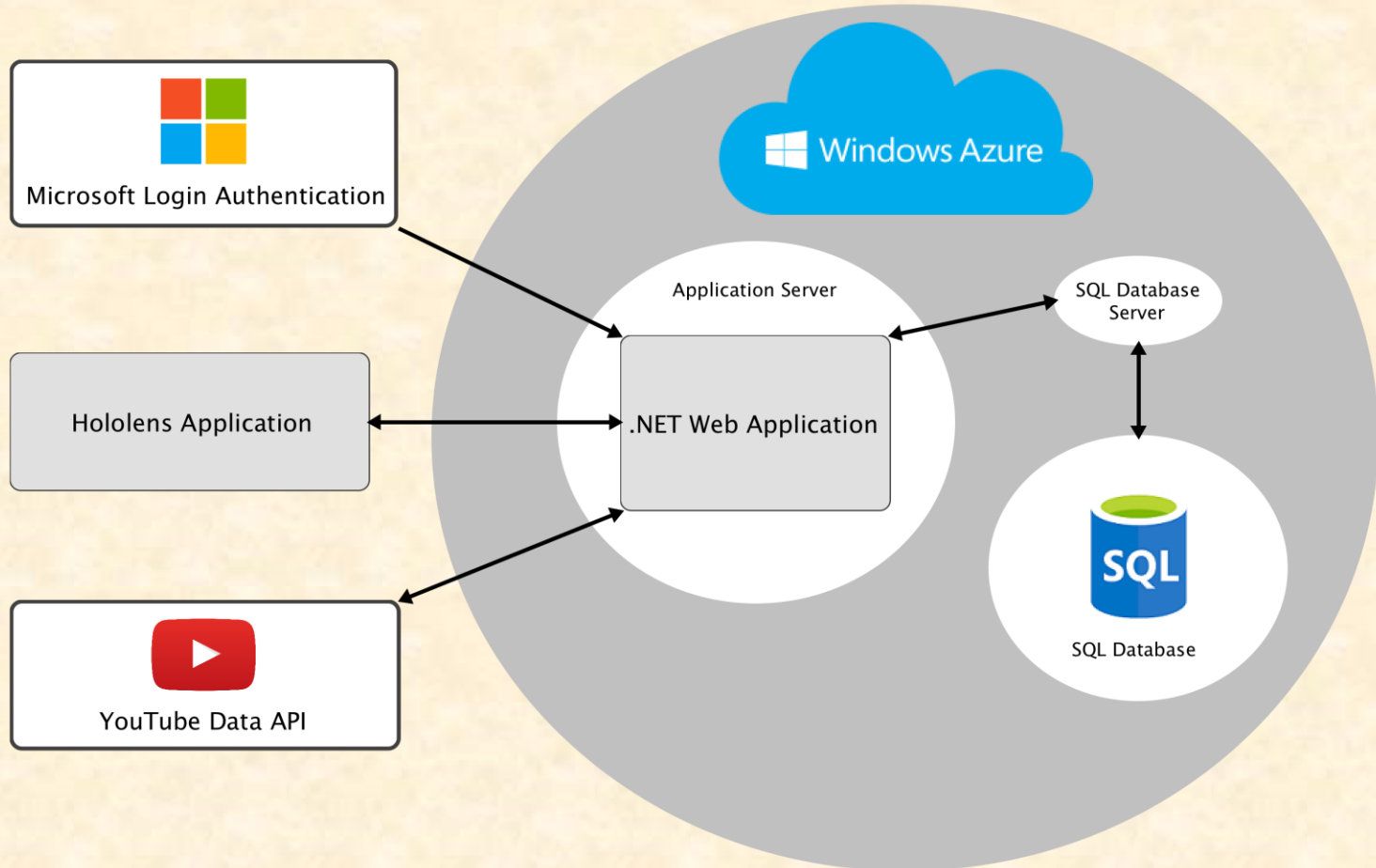
# Project Overview

---

- Teach difficult concepts using HoloLens
- Web application
  - Teacher creates and edits lessons
  - Students watch live stream of lessons
- Teacher uses HoloLens to
  - Manipulate holograms
  - Start quizzes
  - View student questions



# System Architecture



# Web Application Homepage




# Student Lesson View Page

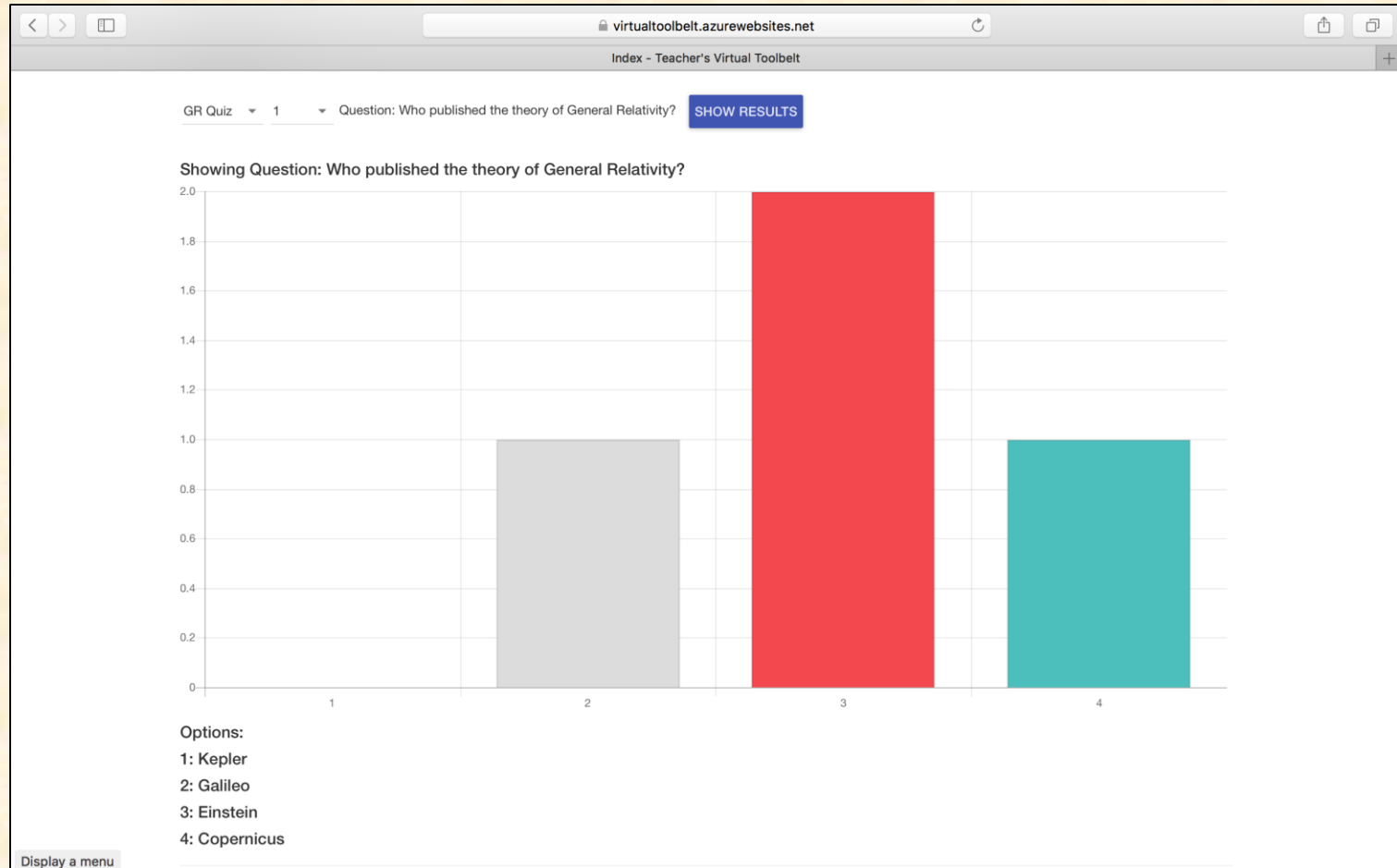
The screenshot displays a web browser window with the URL `virtualtoolbelt.azurewebsites.net`. The page title is "Index - Teacher's Virtual Toolbelt". The main content area is titled "Lesson 2" and features a video player showing a virtual classroom. The classroom contains several large spheres (one blue, one green, one grey) and a red box labeled "Quiz 1". The video player shows a progress bar at 6:49 / 11:51. Below the video player, there is a "Reference Material" section with a link to `http://www.capstone.cse.msu.edu/2017-01/home/`. To the right of the video player is an "Ask A Question" panel with a text input field, an "ASK" button, and a list of student questions. The questions are: "Ryan Cornille New question", "ANONYMOUS not anon", and "ANONYMOUS This is the newest question!!!!".



# HoloLens Spacetime Demo



# Lesson Quiz Results



# What's left to do?

---

- Quiz timing inconsistencies
- Chat box sizing
- HoloLens UI improvements





# Questions?

---

?

?

?

?

?

?

?

?

?

