

MICHIGAN STATE  
UNIVERSITY

# Beta Presentation

## iSupport Device Management System

[The Capstone Experience](#)

Team Sparrow

John Happ

Angela Mireau

Travis Newport

Department of Computer Science and Engineering  
Michigan State University

Fall 2011



*From Students...  
...to Professionals*

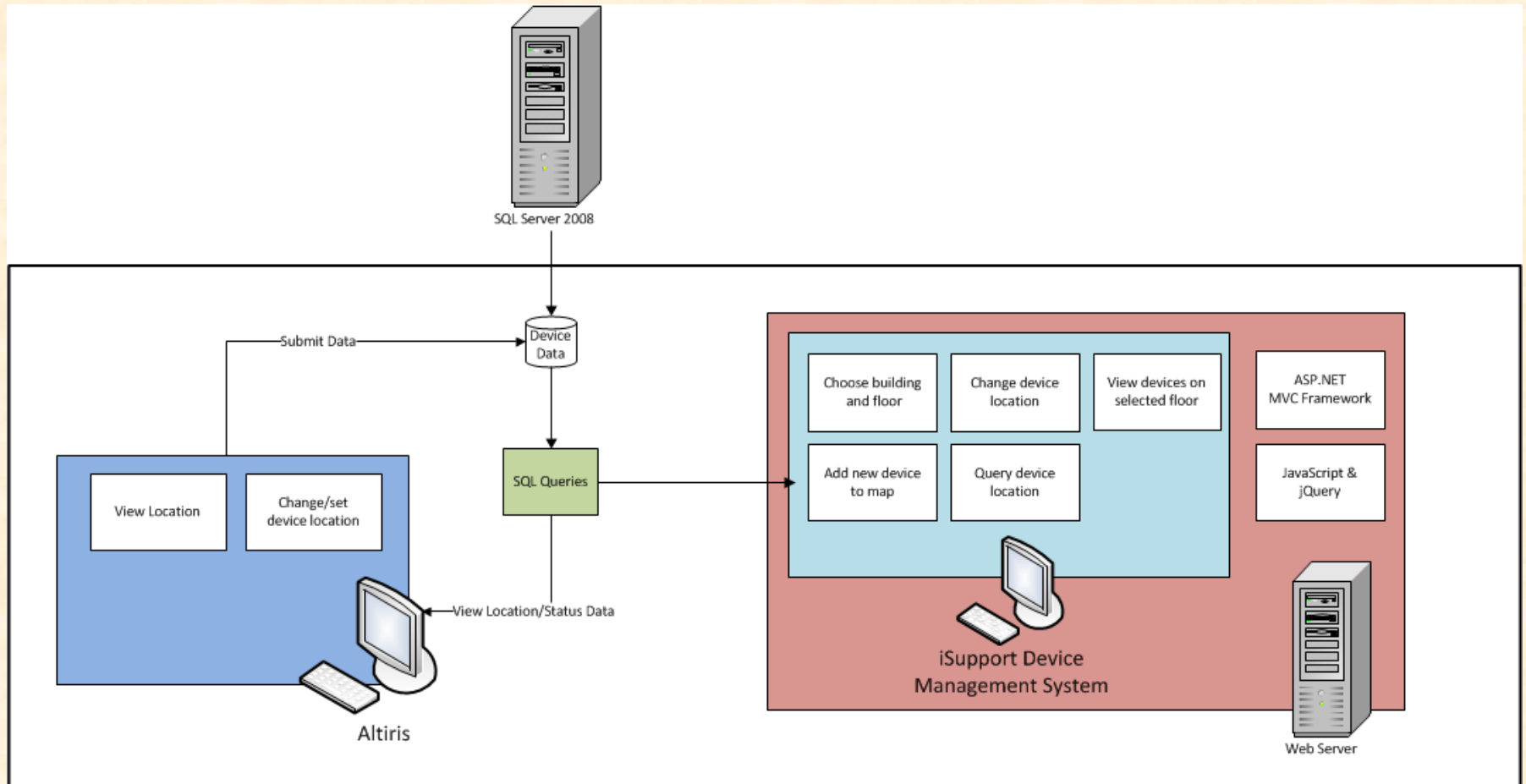
# Project Overview

---

- **Problem:** Sparrow Hospital has thousands of devices (printers, copiers, fax machines) and it is difficult to know where all the devices are.
- **Solution:** Application that helps IT Staff locate devices and better service the hospital staff with finding alternate devices



# System Architecture



# Add A Building

**Sparrow**  
iSupport Device Management System

Search Asset Tag:

Dewitt  
Michigan Athletic Center  
Sparrow Ionia  
Sparrow Lansing  
St. Lawrence

**Devices On Map:**  
Click on a device below to remove.  
Drag onto map to change position.

- Asset: 1 Type: fax
- Asset: 12 Type: computer
- Asset: 2 Type: copier
- Asset: 3 Type: printer
- Asset: 4 Type: other
- Asset: 5 Type: computer
- Asset: 554 Type: fax
- Asset: 555 Type: other
- Asset: 666 Type: fax
- Asset: 777 Type: copier
- Asset: 987 Type: printer
- Asset: 99999999 Type: printer

**Enter Building Information**

Campus: Dewitt  
Building Name:   
County:   
Street Address:   
City:   
State:   
Zip Code:

127 SF

619

18

617

616

615

614

612

606

607

NEURO/ORTHO  
6 SOUTH  
11,779 SF

# Add A Device



## iSupport Device Management System

Search Asset Tag:

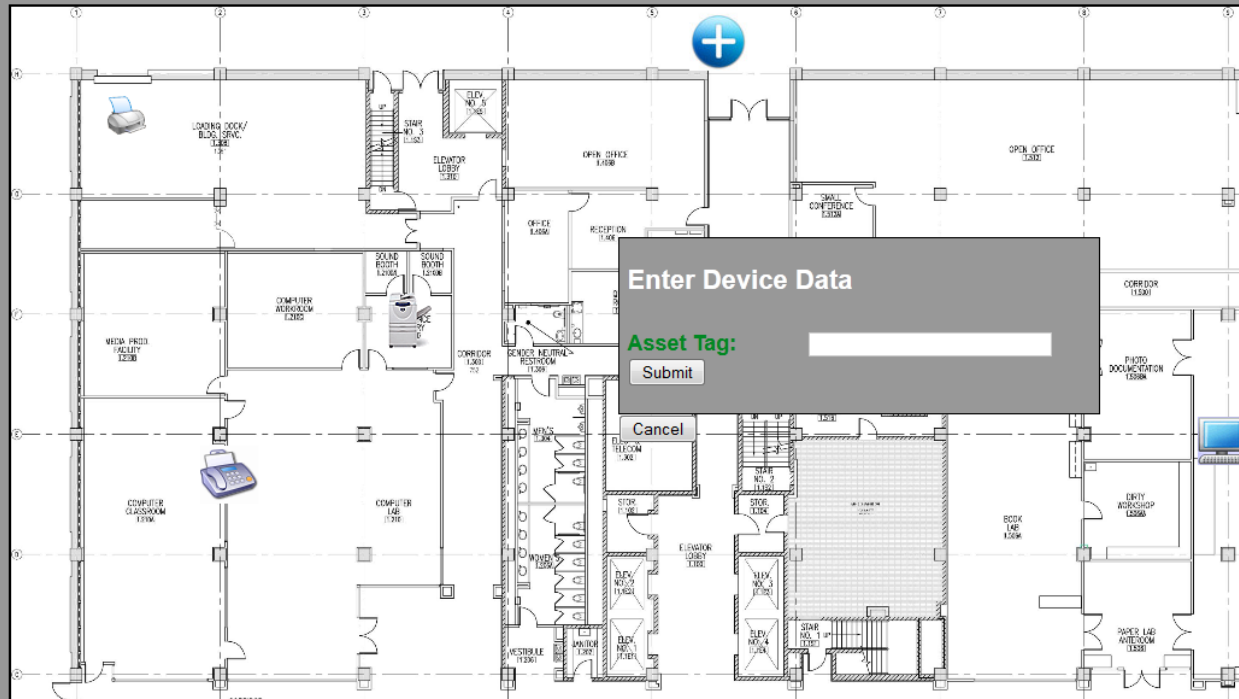
Dewitt  
Michigan Athletic Center  
Sparrow Ionia  
Sparrow Lansing  
St. Lawrence

### Devices On Map:

Click on a device below to remove.

Drag onto map to change position.

- Asset: 1112 Type: computer
- Asset: 122323548 Type: other
- Asset: 454545 Type: fax
- Asset: 9999998 Type: copier



### Add Device

- computer
- copier
- fax
- other
- printer



# Deleting A Device

The screenshot displays the Sparrow iSupport Device Management System interface. At the top left is the Sparrow logo. Below it, the text "iSupport Device Management System" is visible. A search bar labeled "Search Asset Tag:" is present. On the left side, there is a sidebar with the following information:

- Dewitt
- Michigan Athletic Center
- Sparrow Ionia
- Sparrow Lansing
- St. Lawrence

Below this sidebar are two buttons: "Add A Building" and "Add A Map".

The main area shows a floor plan of a building with various rooms labeled (e.g., 619, 618, 617, 616, 615, 614, 612, 611, 602, 604, 605, 606, 607, 608). A device icon (a copier) is highlighted in room 604. A dialog box is overlaid on the floor plan with the text "Delete this Device?" and two buttons: "Yes" and "Cancel".

On the right side of the floor plan, there is a label: "NEURO/ORTHO 6 SOUTH 11,779 SF".

At the bottom left of the sidebar, there is a list of devices on the map:

- Asset: 1 Type: fax
- Asset: 12 Type: computer
- Asset: 2 Type: copier
- Asset: 3 Type: printer
- Asset: 4 Type: other
- Asset: 5 Type: computer
- Asset: 554 Type: fax
- Asset: 555 Type: other
- Asset: 666 Type: fax
- Asset: 777 Type: copier
- Asset: 987 Type: printer
- Asset: 99999999 Type: printer

Below this list is a button labeled "Upload Data".

# Search for a Device



## iSupport Device Management System

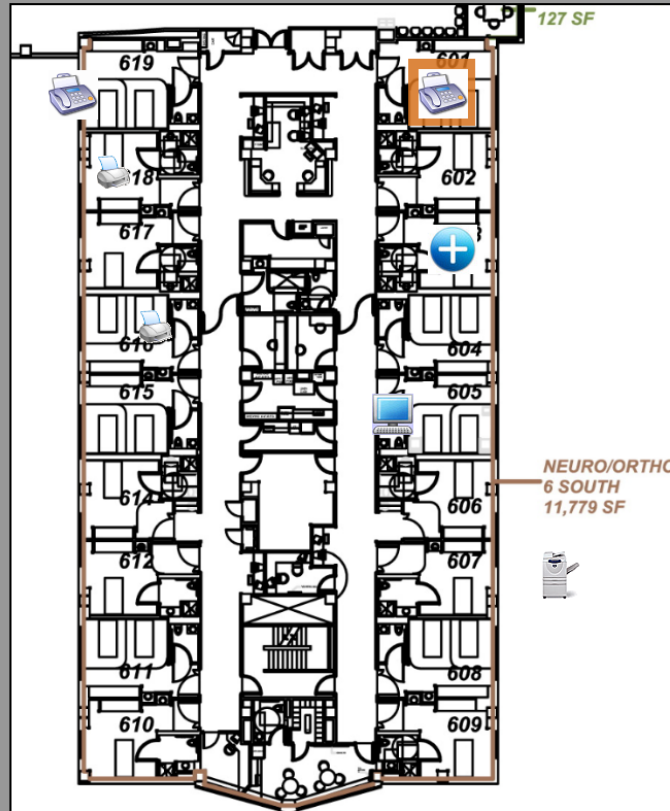
Search Asset Tag:

Dewitt  
Michigan Athletic Center  
Sparrow Ionia  
Sparrow Lansing  
St. Lawrence

### Devices On Map:

Click on a device below to remove.  
Drag onto map to change position.

- Asset: 1 Type: fax
- Asset: 12 Type: computer
- Asset: 2 Type: copier
- Asset: 3 Type: printer
- Asset: 4 Type: other
- Asset: 5 Type: computer
- Asset: 554 Type: fax
- Asset: 555 Type: other
- Asset: 666 Type: fax
- Asset: 777 Type: copier
- Asset: 987 Type: printer
- Asset: 9999999 Type: printer



### Add Device

- computer
- copier
- fax
- other
- printer



# What's left to do?

---

- Project Video
- User/Admin. Manuals
- Bugs in Internet Explorer
- User Interface improvement

