

MICHIGAN STATE
UNIVERSITY

Beta Presentation

Ford Qwikboard

[The Capstone Experience](#)

Team Ford

Luke Davis

Jin Hou

William White

Danh Tran

Department of Computer Science and Engineering
Michigan State University

Fall 2011



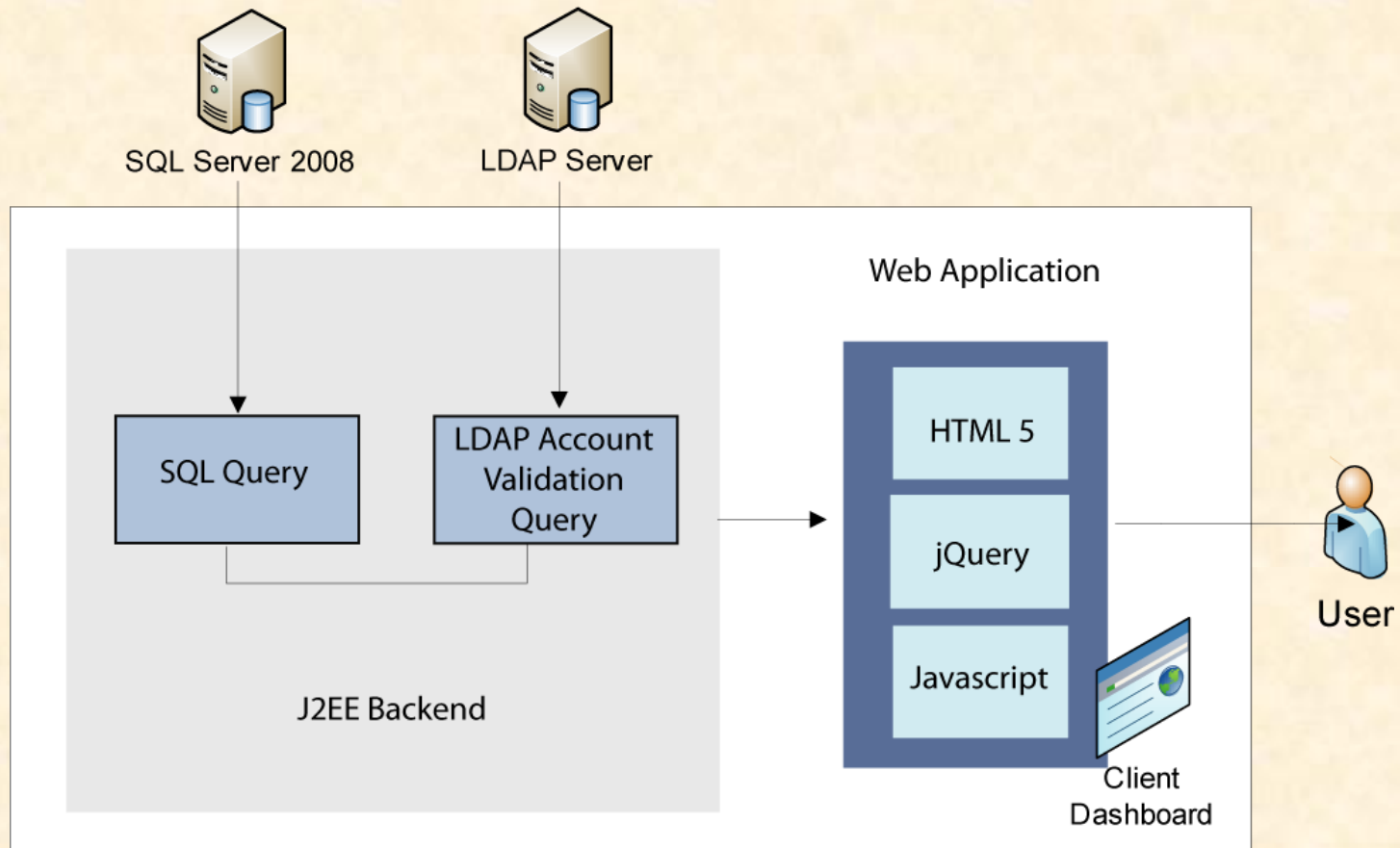
*From Students...
...to Professionals*

Project Overview

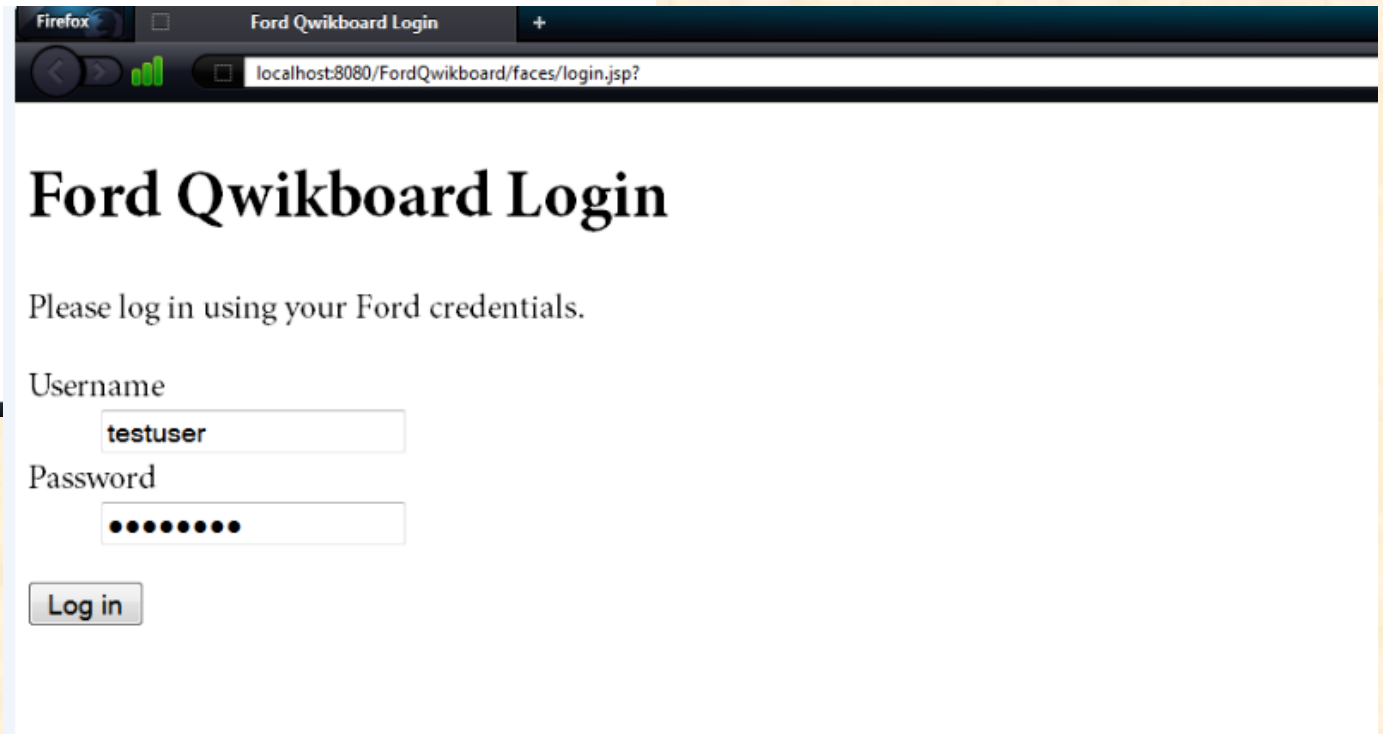
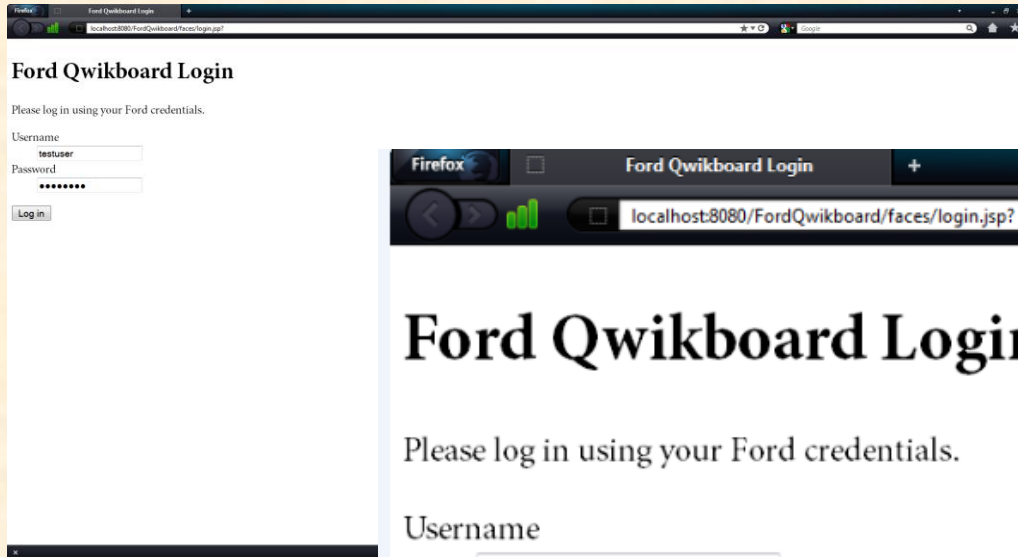
- User friendly web application that captures the natural look and feel of using 'sticky notes' on a whiteboard.
- The Qwikboard supports multiple users simultaneous editing a single 'Qwikboard'.
- Supports the ability to embed multimedia into individual 'Sticky Notes'.
- Replaces cluttered whiteboard brain storming with a clean and efficient virtual one accessible at any time.



System Architecture



Login Screen



Dashboard

The dashboard interface features a top navigation bar with the Ford logo on the left and utility icons (crosshair, Qw, n, grid, question mark, and user avatars) on the right. A left sidebar contains a menu with 'Qwikboards' (expanded), 'alpha', 'Panels' (expanded), and 'Video'. The main content area displays a grid of panels:

- A pink panel with the text 'hello' and a timestamp 'Last Modified: 2011-11-7 1:8:34'.
- An orange panel with a timestamp 'Last Modified: 2011-11-7 1:7:0'.
- A yellow panel with a timestamp 'Last Modified: 2011-11-7 1:7:17'.
- A video thumbnail titled 'Mustang GT500' with a timestamp 'Last Modified: 2011-11-7 1:6:27'.

A separate 'Video' section on the right contains:

- A yellow panel with a timestamp 'Last Modified: 2011-11-7 0:57:12'.
- A video thumbnail titled 'Top Gear Lotu...' with a timestamp 'Last Modified: 2011-11-7 1:5:25'.
- A blue panel with a timestamp 'Last Modified: 2011-11-7 1:3:24'.



Add Qwikboard

The screenshot displays a web application interface for managing Qwikboards. At the top left is the Ford logo. A sidebar on the left contains a 'Qwikboards' menu with a sub-item 'alpha' and a 'Panels' section. The main content area shows several Qwikboards: a pink one with the text 'hello', an orange one, a video player for 'Mustang GT500', and a 'Video' section containing a yellow Qwikboard, a video player for 'Top Gear Lotus', and a blue Qwikboard. A dialog box is open in the center, titled 'The page at localhost:8080 says:', with the text 'Please enter a name for your new Qwikboard.' and a text input field containing 'beta'. The dialog has 'OK' and 'Cancel' buttons.



Edit Note

The screenshot shows a web application interface for editing sticky notes. The interface includes a Ford logo in the top left corner, a sidebar with 'Qwikboards', 'alpha', and 'Panels', and a main workspace with several sticky notes. One sticky note is highlighted in pink and contains the text 'hello'. Another sticky note is highlighted in orange and contains the text 'Last'. A third sticky note is highlighted in yellow and contains the text 'Last Modified: 2011-11-7 0:57:12'. A fourth sticky note is highlighted in blue and contains the text 'Last Modified: 2011-11-7 1:5:25'. A fifth sticky note is highlighted in pink and contains a video player showing a man in a car. A sixth sticky note is highlighted in blue and contains a video player showing a car. A central dialog box titled 'Edit a StickyNote' is open, showing a rich text editor with the text 'hello', a 'Path' field with the value 'p', and buttons for 'Choose File', 'Upload', and 'Submit'.



What's left to do?

- UI Visual Improvements
- Bug Testing
- Project Documentation
- Project Video
- Design Day
- Go to Dublin's

