


Alpha Demonstration Manufacturing Dashboard Migration

Team Chrysler
CSE 498, Collaborative Design

Jun Lee
Jacob Jang
Ben Pederson
Alex Walworth

Department of Computer Science and Engineering
Michigan State University

Spring 2010



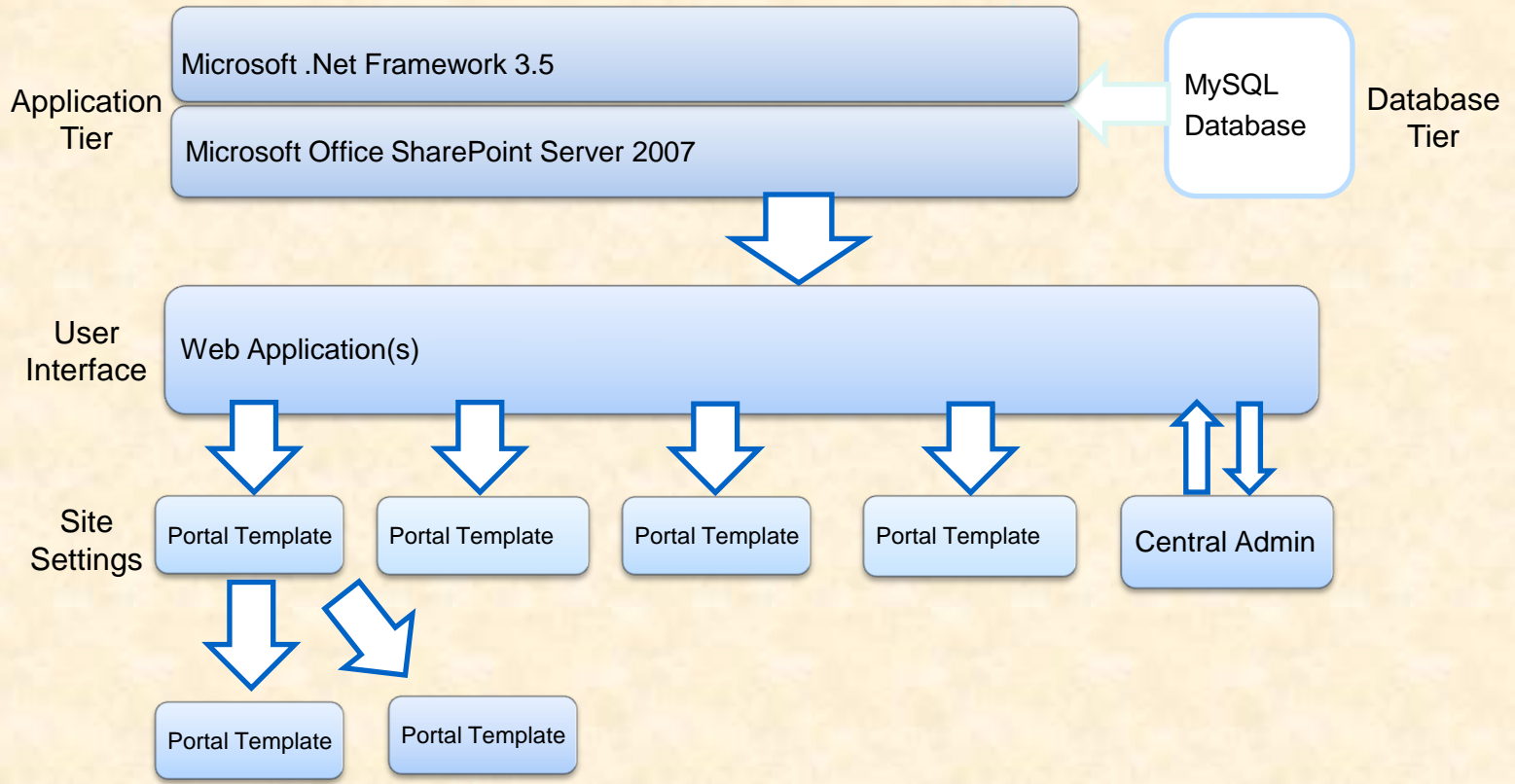



Project Overview

- Manufacturing Dashboard
- View Overall Plant Performance
- Easily Updatable and Maintainable
- Downtime Page
- Summary Page
- News Page
- Run to Run Page
- Unit Production Page




Architecture Illustrated





Screen Shot



Chrysler Dashboard | News | **Downtime Reports** | Summary | Reporting | RTR - Press | Site Actions

Chrysler Dashboard > Downtime Reports

Downtime Reports

Choose Filters:

Business Group: All

Shift: All

Run to Run: All

Choose the Date Range:

Start Date						
January 2010						
Sun	Mon	Tue	Wed	Thu	Fri	Sat
27	28	29	30	31	1	2
3	4	5	6	7	8	9
10	11	12	13	14	15	16
17	18	19	20	21	22	23
24	25	26	27	28	29	30
31	1	2	3	4	5	6

End Date						
February 2010						
Sun	Mon	Tue	Wed	Thu	Fri	Sat
31	1	2	3	4	5	6
7	8	9	10	11	12	13
14	15	16	17	18	19	20
21	22	23	24	25	26	27
28	1	2	3	4	5	6
7	8	9	10	11	12	13

Downtime By Department

Select	Department Code	Downtime	Unplanned	Planned
Select	9740	44315	13096	31219
Select	9760	2040	0	2040
Select	Total	46355	13096	33259

Downtime By Line Number

Line Number	Downtime	Unplanned	Planned
01	23154	11036	12118
05	8741	2060	6681
15	3360	0	3360
17	9060	0	9060
XKS00	2040	0	2040
Total	46355	13096	33259

Downtime By ...

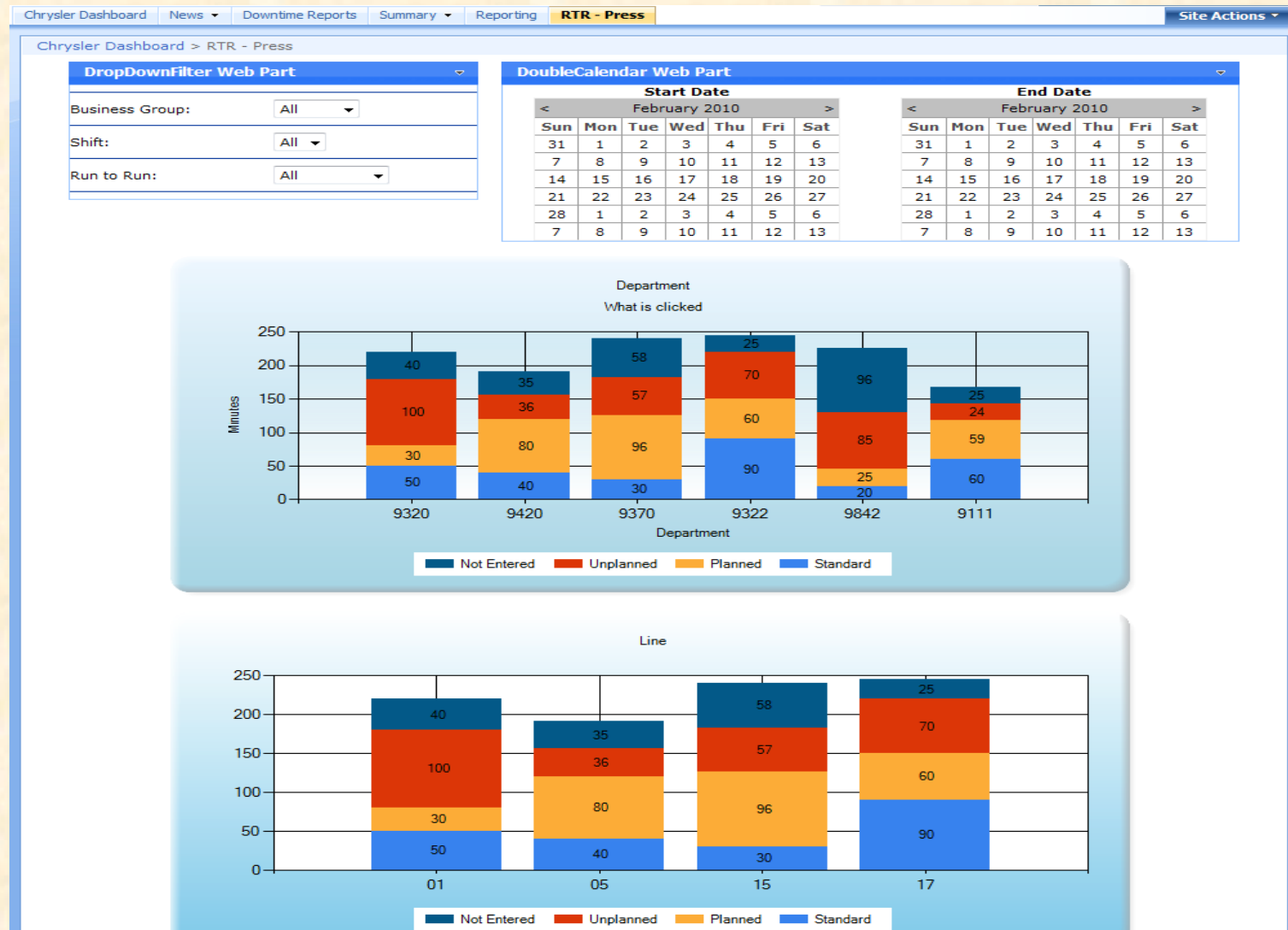
Select Downtime By: Unplanned Codes

Downtime Code	Minutes
AIR	12096
MPB	1000
Total	13096

Team Chrysler

4

Screen Shot



What's left to do?



- Printing Data Tables
- Multi-Line Selection on Tables
- Emphasizing Maintainability
- Finish Implementing Key Indicator Pages
- Come Up With “Nice” Graphic Design
- Implement Additional Customer Requests